

3-640620-9 ✓ ACTIVE




MTA 100

TE Internal #: 3-640620-9

Standard Rectangular Connectors, Connector Assembly, Receptacle, Mating Retention, Insulation Displacement (IDC), Wire-to-Board, Tin, Normal, MTA 100

[View on TE.com >](#)

Connectors > Rectangular Connectors > Standard Rectangular Connectors > MTA Receptacle: Nylon, Tin Plated, 2.54 mm



Connector Product Type: **Connector Assembly**

Connector & Housing Type: **Receptacle**

Mating Alignment: **Without**

Mating Retention: **With**

Mating Retention Type: **Locking Ramp**

[All MTA Receptacle: Nylon, Tin Plated, 2.54 mm \(481\)](#)

Features

Product Type Features

Product Style	Assembly
Shape	Rectangular
Wire/Cable Type	Stranded
Connector Type	Connector Assembly
Housing Type	Receptacle
Connector Product Type	Connector Assembly
Connector & Housing Type	Receptacle
Connector System	Wire-to-Board
Insertion Force Type	Normal
Sealable	No
Connector & Contact Terminates To	Wire & Cable

Configuration Features

Number of Cavities	9
--------------------	---



Number of Positions	9
Number of Rows	1
Panel Gasket	Without

Electrical Characteristics

Operating Voltage	250 VAC
-------------------	---------

Contact Features

Contact Type	Female
Wire Contact Termination Area Plating Material	Tin
Contact Underplating Material	Nickel
Contact Mating Area Plating Material	Tin
Contact Retention Within Housing	With
Contact Current Rating (Max)	5 A

Termination Features

Termination Method to Wire & Cable	Insulation Displacement (IDC)
------------------------------------	-------------------------------

Mechanical Attachment

Panel Mount	No
Panel Mount Feature	Without
Mating Alignment	Without
Mating Retention	With
Mating Retention Type	Locking Ramp
Connector Mounting Type	Cable Mount (Free-Hanging)

Housing Features

Housing Color	Red
Housing Material	Nylon
Centerline (Pitch)	2.54 mm[.1 in]

Dimensions

Width	7.75 mm[.305 in]
Height	13.21 mm[.52 in]
Length	22.86 mm[.9 in]
Wire Size	.3 – .4 mm ²

Usage Conditions

Operating Temperature Range	-55 – 105 °C[-67 – 221 °F]
-----------------------------	----------------------------



Operation/Application

Shielded	No
Circuit Application	Signal

Industry Standards

CSA Rating	LR 7189
Agency/Standard	CSA, UL
UL Rating	Recognized
CSA File Number	LR 7189
UL File Number	E28476
UL Flammability Rating	UL 94V-2

Packaging Features

Packaging Quantity	500
Packaging Method	Bag/Box

Product Compliance

[For compliance documentation, visit the product page on TE.com>](#)










EU RoHS Directive 2011/65/EU	Compliant
EU ELV Directive 2000/53/EC	Compliant
China RoHS 2 Directive MIIT Order No 32, 2016	No Restricted Materials Above Threshold
EU REACH Regulation (EC) No. 1907/2006	Current ECHA Candidate List: JUNE 2022 (224) Candidate List Declared Against: JUL 2021 (219) Does not contain REACH SVHC
Halogen Content	Low Halogen - Br, Cl, F, I < 900 ppm per homogenous material. Also BFR/CFR/PVC Free
Solder Process Capability	Not applicable for solder process capability

Product Compliance Disclaimer

This information is provided based on reasonable inquiry of our suppliers and represents our current actual knowledge based on the information they provided. This information is subject to change. The part numbers that TE has identified as EU RoHS compliant have a maximum concentration of 0.1% by weight in homogenous materials for lead, hexavalent chromium, mercury, PBB, PBDE, DBP, BBP, DEHP, DIBP, and 0.01% for cadmium, or qualify for an exemption to these limits as defined in the Annexes of Directive 2011/65/EU (RoHS2). Finished electrical and electronic equipment products will be CE marked as required by Directive 2011/65/EU. Components may not be CE marked. Additionally, the part numbers that TE has identified as EU ELV compliant have a maximum concentration of 0.1% by weight in homogenous materials for lead, hexavalent chromium, and mercury, and 0.01% for cadmium, or qualify for an exemption to these limits as defined in the Annexes of Directive 2000/53/EC (ELV). Regarding the REACH Regulation, the information TE provides on SVHC in articles for this part number is based on the latest European Chemicals Agency (ECHA) 'Guidance on


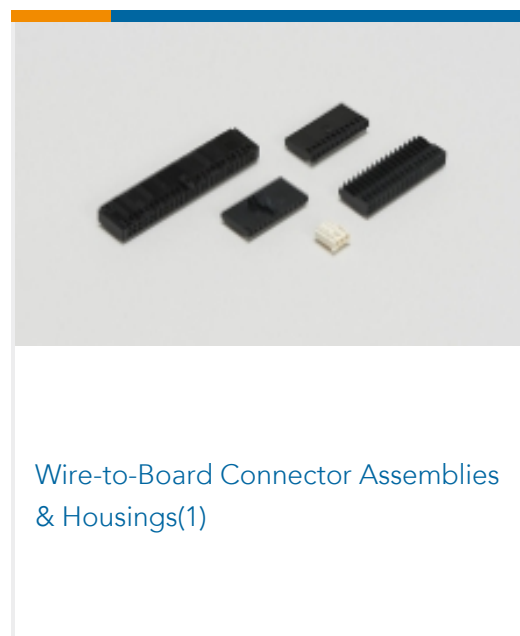
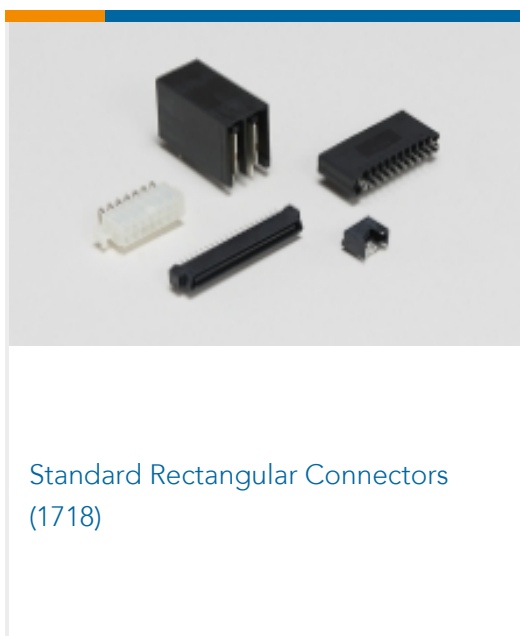
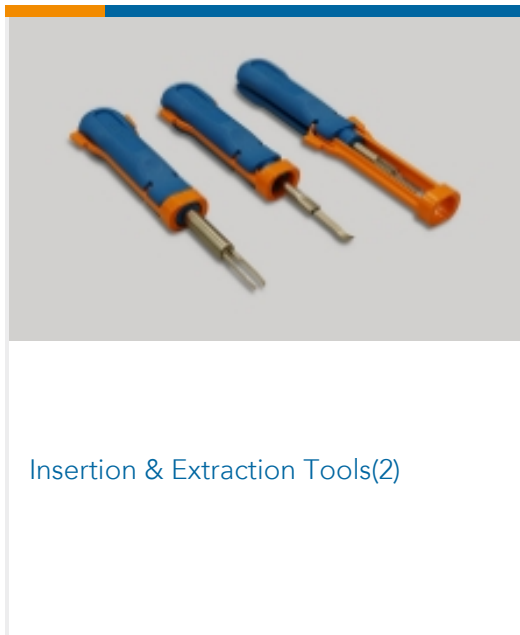
requirements for substances in articles' posted at this URL: <https://echa.europa.eu/guidance-documents/guidance-on-reach>

Compatible Parts

 <p>TE Part # 640454-9 09P MTA100 HDR ASSY SQ STR POL</p>	 <p>TE Part # CAT-104MTA-PVUNH PCB Header: Polyester, Vertical, Unshrouded, No Mating Alignment</p>	 <p>TE Part # CAT-104MTA-PRUSH PCB Header: Polyester, Right Angle, Unshrouded</p>	 <p>TE Part # CAT-104MTA-PLSCC Polyester PCB Connector Covers: 2.54 mm, MTA 100</p>
 <p>TE Part # CAT-104MTA-PVSHH Polyester Vertical PCB Header: 2.54 mm, Shrouded, MTA 100</p>	 <p>TE Part # CAT-104MTA-PVBRH Polyester Vertical PCB Header: 2.54 mm, Breakaway, MTA 100</p>	 <p>TE Part # CAT-104MTA-NYLCC Nylon PCB Connector Covers: 2.54 mm, MTA 100</p>	 <p>TE Part # 58074-1 MTA 50/100/156 MANUAL TOOL FRAME</p>
 <p>TE Part # 59803-1 MAINTENANCE TOOL</p>	 <p>TE Part # 58442-1 MTA 100 CRIMP HEAD PRODUCTION FEED THRU</p>	 <p>TE Part # CAT-104MTA-PRSMH PCB Header, Right Angle, Polyester, 2.54 mm</p>	 <p>TE Part # CAT-104MTA-PRUMH PCB Header: Polyester, Right Angle, 2.54 mm</p>
 <p>TE Part # CAT-104MTA-NTPMP MTA Plug: Nylon, Tin Plated, 2.54 mm, with Mating Alignment</p>	 <p>TE Part # CAT-104MTA-NVSMH Nylon Vertical PCB Header: 2.54mm, Surface Mount, MTA 100</p>	 <p>TE Part # 3-644694-9 09P MTA100 R/A HDR RETENTIVE</p>	 <p>TE Part # CAT-104MTA-NVTHH Nylong Vertical PCB Header: 2.54mm, Through Hole, MTA 100</p>



Also in the Series | **MTA 100**



Documents

Product Drawings

09P MTA100 CONN ASSY F/T RED

English

CAD Files

Customer View Model

[ENG_CVM_CVM_3-640620-9_N.2d_dxf.zip](#)

English

3D PDF

3D

Customer View Model

[ENG_CVM_CVM_3-640620-9_N.3d_igs.zip](#)

English

Customer View Model

[ENG_CVM_CVM_3-640620-9_N.3d_stp.zip](#)

English



By downloading the CAD file I accept and agree to the [Terms and Conditions](#) of use.

Datasheets & Catalog Pages

[MTA, CST-100 II, SL-156 and AMP Economy Power \(EP\) Connectors](#)

English

Product Specifications

[Application Specification](#)

English

Agency Approvals

[Agency Approval Document](#)

English